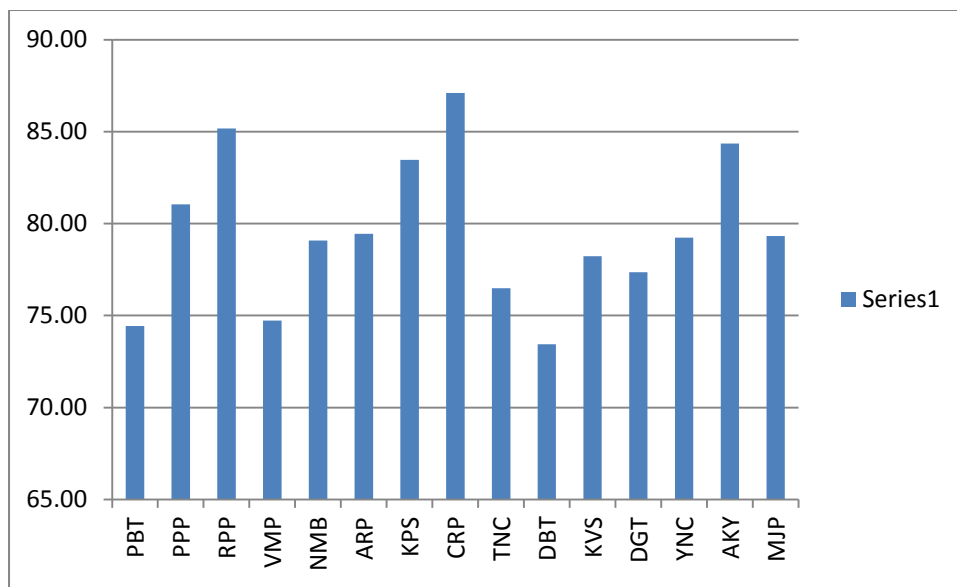


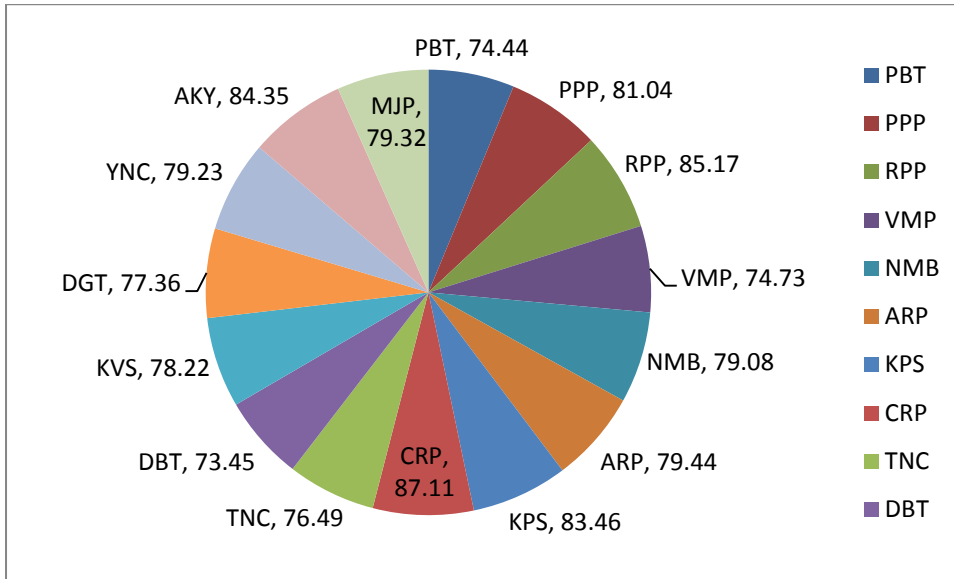
Analysis:1 Analysis of each faculties on the bases of selective criteria. (For B.Com)

Sr.no	Name of the faculty	Percentage	Pec. Rank
1	PBT	74.4367816	14
2	PPP	81.0396361	5
3	RPP	85.1736111	2
4	VMP	74.7317631	13
5	NMB	79.078737	9
6	ARP	79.4399494	6
7	KPS	83.4619569	4
8	CRP	87.1069904	1
9	TNC	76.4916286	12
10	DBT	73.4468775	15
11	KVS	78.2244745	10
12	DGT	77.3559752	11
13	YNC	79.2299837	8
14	AKY	84.3512427	3
15	MJP	79.3216175	7

Bar Diagram:



Pie Chart



Interpretation:

In our analysis, We have considered 6 criteria i.e Subject Knowledge, Language ,Method of teaching, Sincerity, Nature and other contains 30 marks,10 marks,20 marks,10 marks,10 marks and 20 marks respectively for each faculty. On the basis of this, we obtained percentage for each faculty.CRP, RPP, AKY, KPS, PPP, ARP, MJP, YNC, NMB, KVS, DGT, TNC, VMP, PBT, DBT has secured 87.1069904% , 85.1736111% , 84.35124275%,83.4619569% , 81.0396361%, 79.4399494% , 79.3216175% , 79.2299837%,79.078737%, 78.2244745% , 77.3559752%, 76.4916286%, 74.7317631%, 74.4367816% and 73.4468775 % respectively . Using this percentage,we have given the ranks to each faculty of this college.

Bar diagram and Pictorial diagram represent the Percentage secured by each faculty of our college.

Analysis: 2 Who is the best (first three) teachers according to students? (in order of preference)

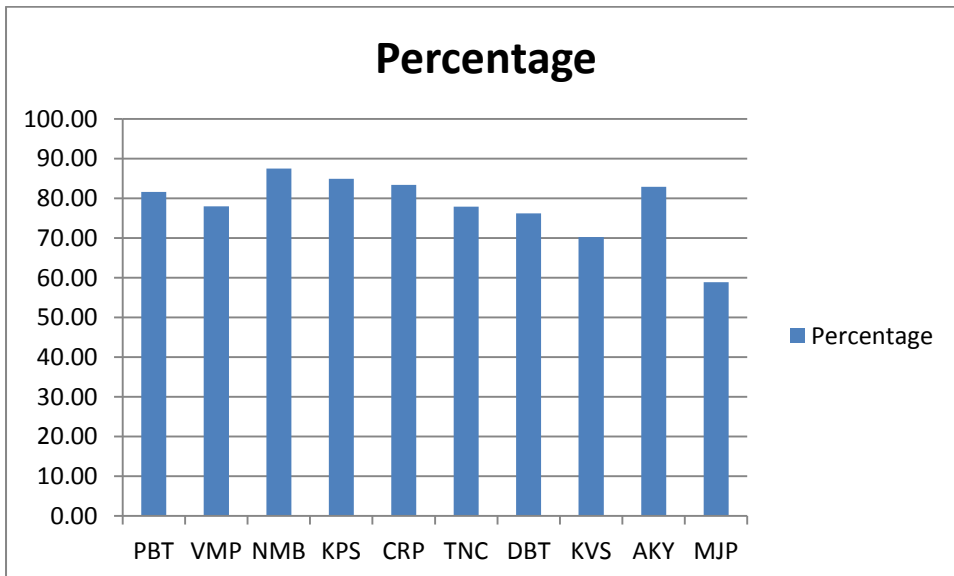
Sr.no	Name of the faculty	Frequency	(RANK)			
		1	2	3	Total	Rank
1	PBT	4	0	6	10	10
2	PPP	25	25	26	76	3
3	RPP	26	41	20	87	2
4	VMP	0	0	1	1	15
5	NMB	5	6	6	17	8
6	ARP	10	4	7	21	6
7	KPS	20	17	25	62	4
8	CRP	51	27	17	95	1
9	TNC	0	1	7	8	11
10	DBT	0	2	0	2	14
11	KVS	1	1	2	4	12
12	DGT	0	1	1	2	14
13	YNC	1	7	5	13	9
14	AKY	7	12	20	39	5
15	MJP	4	7	8	19	7
16	CHS	0	2	1	3	13
17	BHV	0	0	1	1	15
18	HJM	0	1	0	1	15
19	NNP	1	0	0	1	15

On the bases of 154 samples size we found the top most favorable faculties in Anand Commerce college are 1st C. R. Patel, he got 51 1st preferable favourite faculty rank from students; 2nd R. P. Patel, he got 41 2nd preferable faculty rank from students; 3rd P.P. Patel, he got 26 3rd preferable favorite faculty rank from students.

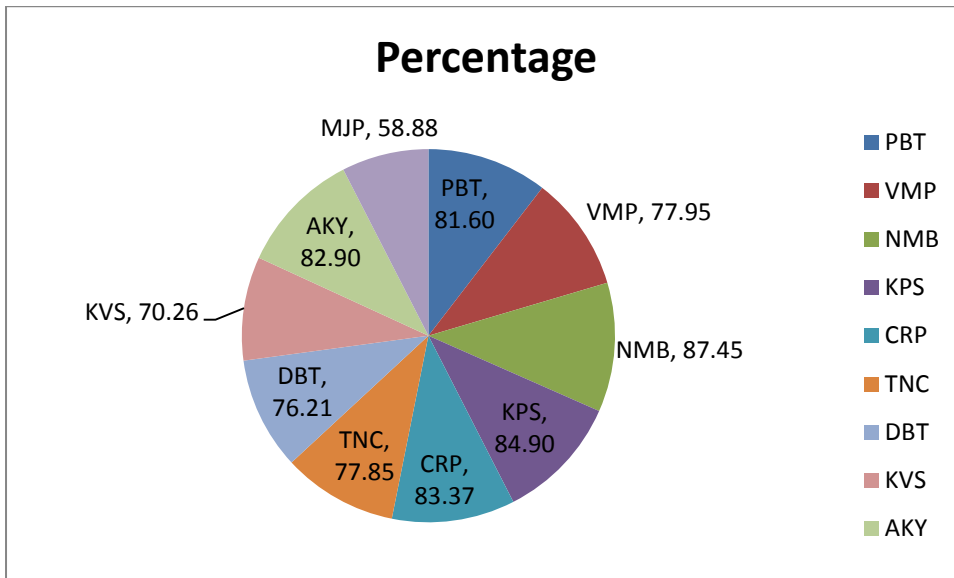
Analysis:1 Analysis of each faculties on the bases of selective criteria. (For BBA (Gen))

Sr. No	Name of Faculty	Percentage	rank
1	PBT	81.6	5
2	VMP	77.95	6
3	NMB	87.45	1
4	KPS	84.9	2
5	CRP	83.36842	3
6	TNC	77.85	7
7	DBT	76.21053	8
8	KVS	70.26316	9
9	AKY	82.9	4
10	MJP	58.875	10

Bar Chart:



Pie Chart :



Interpretation:

In our analysis, We have considered 6 criteria i.e Subject Knowledge, Language ,Method of teaching, Sincerity, Nature and other contains 30 marks,10 marks,20 marks,10 marks,10 marks and 20 marks respectively for each faculty. On the basis of this, we obtained percentage for each faculty. NMB, KPS, CRP, AKY, PBT, VMP, TNC, DBT, KVS, MJP has Secured 87.45%,84.90%,83.37%,82.90%,81.60%, 77.95,% 77.85%, 76.21%, 72.26%, 58.88% respectively.

Using this percentage, we have given the ranks to each faculty of this college.

Bar diagram and Pictorial diagram represent the Percentage secured by each faculty of our college.

Analysis: 2 Who is the best (first three) teachers according to students? (in order of preference)

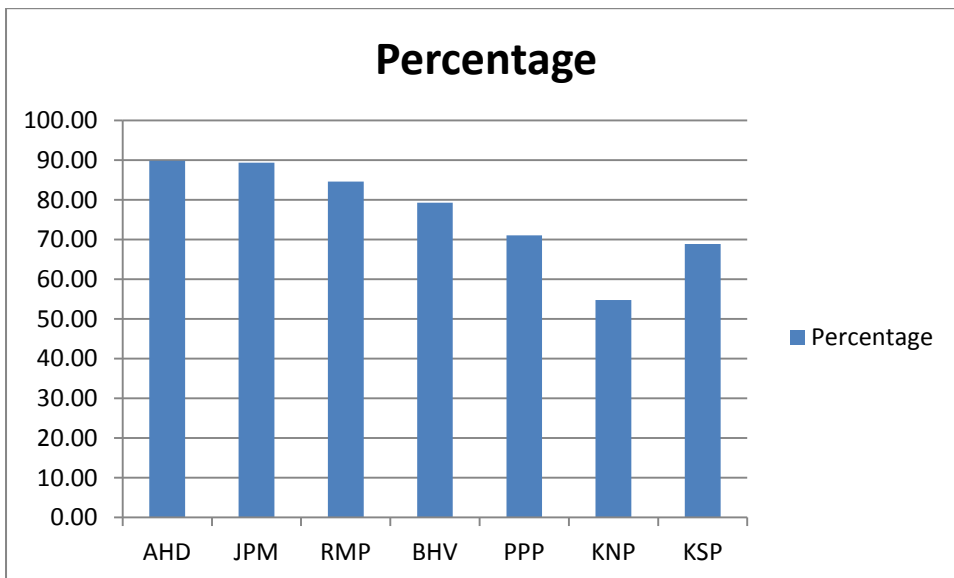
Rank	1	2	3	Total	Total Rank
NMB	7	8	2	17	1
KPS	6	4	6	16	2
CRP	0	0	2	2	6
TNC	0	2	1	3	5
DBT	0	0	0	0	7
AKY	0	3	6	9	4
MJP	0	0	0	0	7
NNP	7	1	2	10	3

On the bases of 19 samples size we found the top most favorable faculties in Anand Commerce college are 1st N. M. Bhatiya he got 7 1st preferable favorite faculty rank from students; 2nd K. P. Sheth, she got 4 2nd preferable faculty rank from students; 3rd C. R. Patel, he got 2 3rd preferable favorite faculty rank from students.

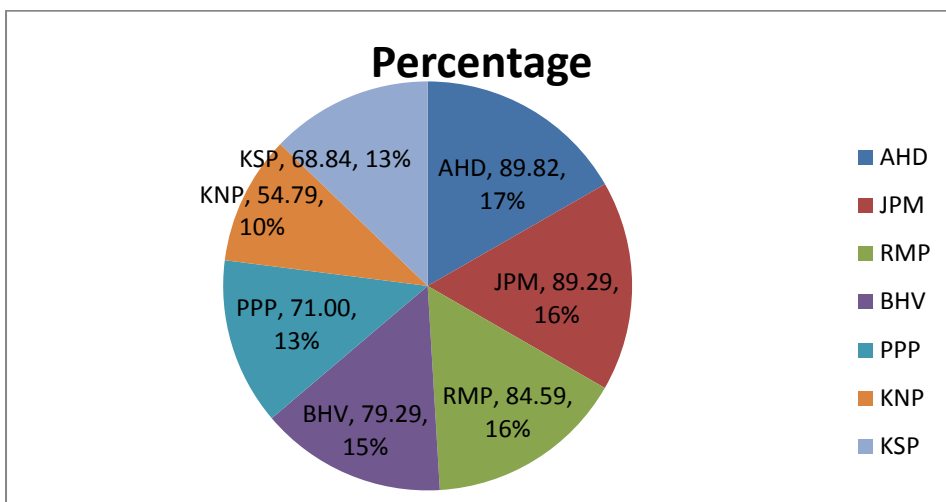
Analysis:1 Analysis of each faculties on the bases of selective criteria. (For BBA (International Business))

Sr No.	Name of Faculty	Percentage	Rank
1	AHD	89.82	1
2	JPM	89.29	2
3	RMP	84.59	3
4	BHV	79.29	4
5	PPP	71.00	5
6	KNP	54.79	7
7	KSP	68.84	6

Bar Chart:



Pie Chart:



Interpretation:

In our analysis, We have considered 6 criteria i.e Subject Knowledge, Language ,Method of teaching, Sincerity, Nature and other contains 30 marks,10 marks,20 marks,10 marks,10 marks and 20 marks respectively for each faculty. On the basis of this, we obtained percentage for each faculty. AHD, JPM, RMP, BHV, PPParmar, KSP, KNP has Secured 89.82%, 89.29%, 84.59%, 79.29%, 71.00%, 68.84%, 54.79% respectively. Using this percentage, we have given the ranks to each faculty of this college.

Bar diagram and Pictorial diagram represent the Percentage secured by each faculty of our college.

Analysis: 2 Who is the best (first three) teachers according to students? (in order of preference)

Rank	1	2	3	Total
AHD	4	5	7	16
JPM	11	6	0	17
RMP	2	5	10	17
KIP	0	0	1	1

On the bases of 17 samples size we found the top most favorable faculties in Anand Commerce college are 1st J. P. Mandaviya she got 11 1st preferable favorite faculty rank from students; 2nd A. H. Dedania, she got 5 2nd preferable faculty rank from students; 3rd R. M. Patel, she got 10 3rd preferable favorite faculty rank from students.